





**Harmful Algal Blooms and  
Agricultural Nutrients:  
State Responses to a Growing Issue**

Peggy Kirk Hall, The Ohio State University

    A Project of the  
Agricultural & Food  
Law Consortium

## Discussion Points

- State-based efforts to address agricultural nutrient management.
- Data on water quality improvements related to reduction efforts.
- Implications for agricultural producers.

## **Federal-State Nutrient Pollution Reduction Policy**

*An Urgent Call to Action: Report of the State-EPA Nutrients Innovations Task Group, August 2009.*

- Nutrient-related pollution significantly impacts drinking water supplies, aquatic life, and recreational water quality.
- Current livestock agricultural practices are one of the largest sources of nutrient pollution to our nation's waters.
- Nutrient pollution from row crop agricultural operations, a by-product of excess manure and chemical fertilizer application, is the source of many local and downstream adverse nutrient-related impacts.

*Working in Partnership with States to Address Phosphorus and Nitrogen Pollution through Use of a Framework for State Nutrient Reductions, U.S. EPA, March 2011*

- States, EPA and stakeholders, working in partnership, must make greater progress in accelerating the reduction of nitrogen and phosphorus loadings to our nation's waters.
- States need room to innovate and respond to local water quality needs, so a one-size-fits all solution to nitrogen and phosphorus pollution is neither desirable nor necessary.
- Recommended Elements of a Framework for States:
  - 4. Agricultural areas. In partnership with Federal and State agricultural partners, NGOs, private sector partners, landowners, and other stakeholders, develop watershed-scale plans that target the most effective practices where they are needed most. Look for opportunities to include innovative approaches, such as targeted stewardship incentives, certainty agreements, and N & P markets, to accelerate adoption of agricultural conservation practices. Also, incorporate lessons learned from other successful agricultural initiatives in other parts of the country.

*Renewed Call to Action to Reduce Nutrient Pollution and Support for Incremental Actions to Protect Water Quality and Public Health, U.S. EPA, Sept. 2016*

- Nutrient pollution remains one of the greatest challenges to our Nation's water quality and presents a growing threat to public health and local economies -.
- Agriculture is an important contributor to nutrient pollution in many watersheds and can and should play a key role in addressing this challenge, through the implementation of cost-effective best management and soil conservation practices.
- Support for development of numeric criteria for nutrient pollution numeric translators that can be used in the near term to implement state narrative nutrient criteria.

## State Nutrient Reduction Strategies

- Identification of priority watersheds
- Numeric water quality standards
- Coordination with task forces, working groups, partnerships
- Outreach and education
- Cost-share incentives

<b>Ag Nutrient Reduction Tools</b>					
<b>Permit Programs</b>	<b>NMP/BMP Plans</b>	<b>Cost Share/Tax Credit Practices</b>	<b>Applicator Certification and Education</b>	<b>Application Restrictions</b>	<b>Market Based</b>
<b>NPDES</b>	<b>Voluntary</b>	<b>Strip Till/No Till</b>	<b>Commercial</b>	<b>Frozen or Saturated</b>	<b>Water Quality Trading</b>
	<b>Mandatory</b>	<b>Buffer Strips</b>			
<b>Add'l State Programs</b>	<b>Safe Harbors, Certainty Agreements</b>	<b>Cover Crops</b>	<b>Farm Operators</b>	<b>Buffers and Setbacks</b>	
		<b>Nitrificat'n Inhibitors</b>			

- ### Ohio: Certification and Restrictions
- Fertilizer certification requirements if applying fertilizer or manure on +50 acres of land for agricultural production.
    - Grace period for compliance.
  - Restrictions on manure and fertilizer applications in Western Lake Erie basin.
    - Frozen or saturated soils.
    - Unless nutrient is incorporated, injected or applied on growing crop.

## Minnesota: Buffers

- Perennial rooted vegetative buffer required for lands adjacent to waters identified in buffer protection zone map.
  - 16.5 to 50 feet, depending upon type of water.
- Farmers may use alternate practices to substitute for buffer requirement.
- Complaint and enforcement process with penalties for non-compliance.
- Cost sharing available.

## Massachusetts: NMP and Application Restrictions

- Must have NMP and apply nutrients according to UMass guidelines for agronomic rates based on soil fertility levels, crop need and availability of nutrients from plant materials.
- May not apply plant nutrients directly to surface water, saturated ground, frequently flooded or frozen or snow-covered soils.
- Application setbacks from surface waters.
- Penalties for non-compliance.

## Maryland: NMP, Restrictions, BMP Incentives

### Agricultural Nutrient Management Program

- Nutrient Management Plan requirements, certification and licensing of planners and farmers, transportation and application requirements, on-farm audits, non-compliance penalties.
- Applies to farmers grossing +\$2500 a year or livestock producers with +8,000 lbs. live animal weight.

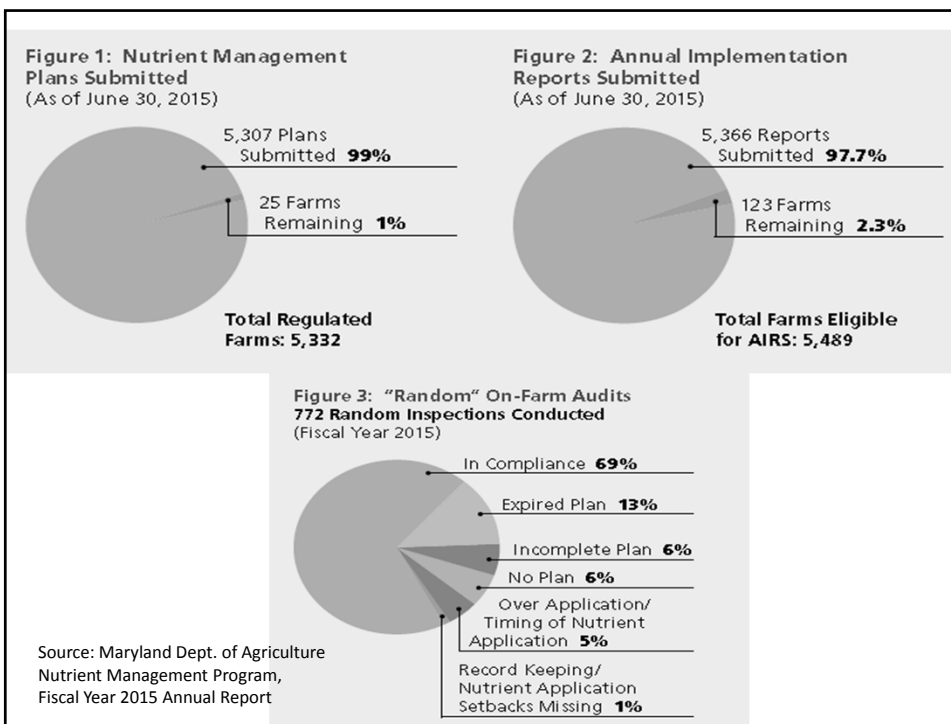
### Phosphorus Management Tool Regulations

- Farms with high soil phosphorous levels required to use the tool to identify at-risk fields and implement management practices
- Phosphorous management requirements to phase in by 2022, based on risk.

## Maryland: NMP, Restrictions, BMP Incentives

### Agricultural Certainty Program

- Farmers receive a 10-year exemption from new environmental laws and regulations in return for installing best management practices to meet local or Chesapeake Bay Total Daily Maximum Load (TMDL) goals ahead of schedule.



## Oregon Water Quality Trading Program

- Legislation allows entities regulated under the Clean Water Act to meet pollution control requirements through water quality trading.
- Oregon Department of Environmental Quality may approve water quality trading that:
  - Achieves pollutant reductions and progress towards meeting water quality standards;
  - Reduces the cost of implementing Total Maximum Daily Loads (TMDLs);
  - Establishes incentives for voluntary pollutant reductions from point and nonpoint sources within a watershed;
  - Offsets new or increased discharges resulting from growth;
  - Secures long-term improvement in water quality; or
  - Results in demonstrable benefits to water quality or designated uses the water quality standards are intended to protect.





## The Role of Non-governmental Activities and Partnerships

### Nutrient Reduction Data

- USDA/USGS, June 2016: Upper Mississippi voluntary conservation practices:
  - Nitrogen reductions of 5—34%
  - Phosphorous reductions of 1—10%
- USDA, March 2016, Western Lake Erie conservation practices
  - Nitrogen reductions of 36%
  - Phosphorous reductions of 75%
- USDA, Chesapeake Bay, 2013 Farm Bill practices
  - Nitrogen reductions of 26%
  - Phosphorous reductions of 46%
- Edge-of-field studies

## Implications for Agricultural Producers

- High need for monitoring and impact data.
  - Monitoring and impact costs.
- NMPs and BMPs are becoming routine.
  - Increased incentives
  - Enforceability issues
  - What is the role of litigation?
- Some movement toward mandatory requirements for nutrient management.
- Few “comprehensive programs” at this point = fragmented landscape.

## Implications for Agricultural Producers

- Who pays?
  - Funding is somewhat strong now...
  - Future of continued funding?
- Needed integration with other ways to reduce, such as increasing use efficiencies.
- Farm management issues with new practices.
  - For example, who manages cover crops and buffers?
- Continuing litigation pressures may impact approaches.

## Project Results

Will be available on:

- National Agricultural Law Center website,  
<http://nationalaglawcenter.org>
- OSU Agricultural & Resource Law website,  
<http://aglaw.osu.edu>